

EVOLUX®
LUXURY EVOLVING



Grand Lux SoftSound Silas Stone 18"x36"

GRAND LUX SOFTSOUND

9"x60" | 18"x18" | 18"x36" | 20 mil | Glue Down

NEW

Grand Lux SoftSound

Bring the timeless warmth of wood with the modern performance of LVT. Featuring an **acoustic cushion layer** that reduces noise by up to **13dB**, this collection offers **peaceful comfort underfoot** while standing up to the demands of **high-traffic spaces**. With its authentic wood visuals and durable construction, it's the perfect blend of **natural style, resilience, and quiet luxury**.



Grand Lux SoftSound Sterling 9"x60"



Grand Lux SoftSound Eleanor 9"x60"

Grand Lux SoftSound

100% Virgin PVC | Glue Down

5 mm | **9"x60"** 23x152 cm | **18"x18"** 46x46 cm | **18"x36"** 46x91 cm | 20 mil - Acoustical Backing Wood Embossed

- COMFORTABLE UNDERFOOT
- INDIVIDUALLY REPLACEABLE
- LOW MAINTENANCE
- 100% RECYCLABLE
- QUICK AND EASY TO INSTALL
- SOFT SOUND TECHNOLOGY
- DURABLE
- REALISTIC DESIGNS



Jasper



9"x60"



Sterling



9"x60"



Eleanor



9"x60"



Grand Lux can easily be recycled through the use of eco-friendly virgin PVC materials, and is safe and non-toxic free from phthalates and heavy metals.

100% WATERPROOF



CERTIFIED BY SCS Global Services















Grand Lux SoftSound Harrison 9"x60"

Grand Lux SoftSound

100% Virgin PVC | Glue Down

 5 mm |
 9"x60" 23x152 cm |
 18"x18" 46x46 cm |
 18"x36" 46x91 cm |
 20 mil - Acoustical Backing |
 Wood Embossed


 COMFORTABLE UNDERFOOT |
  INDIVIDUALLY REPLACEABLE |
  LOW MAINTENANCE |
  100% RECYCLABLE |
  QUICK AND EASY TO INSTALL |
  SOFT SOUND TECHNOLOGY |
  DURABLE |
  REALISTIC DESIGNS




Emma



9"x60"



Theodore



9"x60"



Harrison



9"x60"



Grand Lux SoftSound Emma 9"x60"



Grand Lux SoftSound Theodore 9"x60"



Grand Lux can easily be recycled through the use of eco-friendly virgin PVC materials, and is safe and non-toxic free from phthalates and heavy metals.

100% WATERPROOF



CERTIFIED BY SCS Global Services

GOLD

PHTHALATE FREE

Grand Lux SoftSound

100% Virgin PVC | Glue Down


5 mm | 9"x60" 23x152 cm | 18"x18" 46x46 cm | 18"x36" 46x91 cm | 20 mil - Acoustical Backing Wood Embossed



Owen Concrete



18"x18"



Nora Crema



18"x18"



Grand Lux SoftSound Owen Concrete 18"x18"



Grand Lux SoftSound Nora Crema 18"x18"


Grand Lux SoftSound

100% Virgin PVC | Glue Down

5 mm | 9"x60" 23x152 cm | 18"x18" 46x46 cm | 18"x36" 46x91 cm | 20 mil - Acoustical Backing Wood Embossed




Silas Stone



18"x36"

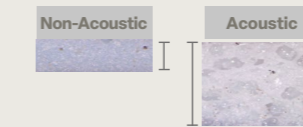
SoftSound Technology




Balance Layer

*Acoustic Layer

Acoustic layer functions as a cushioning layer at bottom of the product to reduce impact noise.

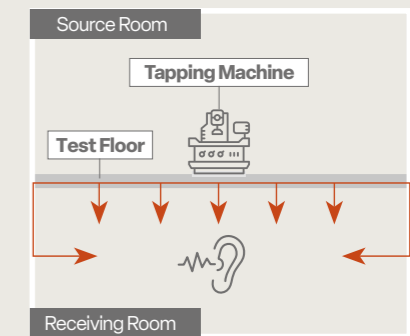


- Eco-friendly PVC form at the bottom of the product.
- Helps smooth out undulating floor surfaces with a flexible cushioned backing.
- Gently absorbs shock applied to the floor, reducing everyday noise and provides excellent step comfort.



The durability of our thick wear layer makes it a perfect choice for hotels, hospitals, airports and other commercial spaces prone to high foot traffic.

Sound Insulation Test (ISO 717-2)



Products are installed on a floor in a standard-designed building to measure the level of sound insulation on the lower floor when noise is generated.

Grand Lux 5.0mm Acoustic Layer



13dB



Grand Lux can easily be recycled through the use of eco-friendly virgin PVC materials, and is safe and non-toxic free from phthalates and heavy metals.

100% WATERPROOF



CERTIFIED BY SCS Global Services



Technical Specifications - Glue Down

Grand Lux SoftSound 20 mil Glue Down		
	Standard	Result
Thickness		5.0mm
Size		9"x60" / 18"x18" / 18"x36"
Material		100% Virgin Vinyl
Wear Layer		20 mil
Surface Treatment		Aluminum Oxide
Surface Texture		Wood Emboss
Warranty	Commercial / Residential	15 year Light Commercial / Limited Lifetime Residential
Installation		Glue Down
Beveled Edge		No
Classification	ASTM F1700	Class III Type B
Reaction to fire	ASTM E648-06	Class 1
Smoke Density	ASTM E662-06	Pass <450
Slip resistance	ASTM C1028	Dry 0.92
Staining resistance	ASTM F925	Pass
Light Resistance	ASTM F1514	Pass
Abrasion resistance	ASTM D4060-14	113,000 cycles
Dimensional stability	ASTM F2199	Pass 0.045 in / in / ft
Acoustic impact noise reduction	ASTM E2179-09 ASTM E492-09	IIC = 56" (6" Concrete Slab w/Drop Ceiling) proprietary, cushioning Acoustic Layer helps reduce noises and create, a pleasant environment.
Static load	ASTM F970	1000 psi
Flexibility	ASTM F137	Pass
Phthalate free		Yes

Packaging Information



	Pieces	Sf	Lbs	Boxes	Sf	Lbs
Grand Lux SoftSound 9"x60"	6	22.50	36.74	84	1,890	3,154.59
Grand Lux SoftSound 18"x18"	10	36.50	36.50	56	1,260	2,153.83
Grand Lux SoftSound 18"x36"	6	27.00	44.30	48	1,296	2,202.68

INSTALLATION

LVP floors can be installed using several methods, depending on the type of product.

Here are some common installation methods:

Click-lock Installation:

Some luxury vinyl plank floors feature a click-lock system that allows the planks to be securely snapped together without adhesive. This method offers additional locking mechanisms for a tighter fit. Click-lock installation is fast and easy and provides a strong, stable result. UNILIN Locking system. Angle / Angle

Glue-down Installation:

Some luxury vinyl plank floors require adhesive to be applied to the subfloor before the planks are installed. This method provides a more permanent installation and may be preferred in areas with heavy foot traffic or moisture concerns. It can be more challenging and time-consuming than floating click installation, but it offers a more stable and secure result.

Regardless of the installation method you choose, it is important to prepare the subfloor properly before installing luxury vinyl plank floors. This may involve cleaning, leveling, and priming the subfloor to ensure a smooth and stable surface for installation.

CARE

EVERYDAY CLEANING OF EVOLUX

Low maintenance and easy cleaning are two of the key advantages of having Evolux products on your floors. After installation, you should not clean the area or move furniture into it until the adhesive has completely dried for Glue down products. With Click floating installs you can move right in immediately.

- Take these easy daily cleaning procedures to maintain the best-looking floor:
- To get rid of dirt or grit, sweep or vacuum your floors.
- Damp mop with a pH neutral cleaner approved to use with vinyl floors.
- Routine maintenance with will effectively kill and remove germs on the floor's surface.
- Allow your floor to dry completely before walking on it.
- Think about the following advice to maintain the best possible condition for your LVT flooring:
- Lift Furniture Entirely: Always raise heavy furniture completely off the ground when moving it. Your LVT flooring may get dents and scratches from dragging furniture.
- Make Use of Furniture Pads Underneath the legs of heavy furniture such as tables and chairs, place felt protection or furniture pads. By preventing furniture from coming into close touch with the floor, these pads lower the possibility of damage.

Area Rugs and Mats:

Place area rugs or mats in places that get a lot of foot traffic. They serve as a buffer, preventing furniture movement and foot activity from scratching and scuffing your LVT.

WARRANTY

WHAT THE WARRANTY COVERS?

Manufacturing Defects: EvoLux Floors ensures that the floating click product will be free from any manufacturing defects during the period of this warranty Wear: EvoLux Floors ensures that during the period of the warranty, wear due to normal foot traffic will not change the visual aspects of the product.

Product	Format	Residential	Commercial
Grand Lux SoftSound	20 mil Glue Down	Limited Lifetime	15 years

Locations

Miami, FL.

Showroom & Distribution Center:
11190 NW 25th St.
Miami, FL 33172

Chicago, IL.

Distribution Center:
1330 Mark Street
Elk Grove Village, IL 60007

Houston, TX.

Showroom & Distribution Center: 7100
Business Park Dr., Suite 250
Houston, TX 77041

Edison, NJ.

Showroom & Distribution Center:
74 Carter Dr,
Edison, NJ 08817

Anaheim, CA.

Showroom & Distribution Center:
1222 E. Howell Ave. Suite A.
Anaheim, CA 92805

Hayward, CA.

Showroom & Distribution Center:
1857 Sabre St.
Hayward, CA 94545

Atlanta, GA.

Showroom & Distribution Center:
5775 Commerce Boulevard
Alpharetta, GA 30004

Design Showrooms

Miami, FL.

Design District:
3886 Biscayne Blvd.
Miami, FL 33137

Chicago, IL.

Downtown Showroom:
215 W Illinois St
Chicago, IL 60654

Manhattan, NY.

Downtown Showroom:
18 W 21st St
New York, NY, 10010

EVOLUX[®]
LUXURY EVOLVING



www.evoluxflooring.com